

1.

1. PLEASE RATE THE IMPORTANCE TO YOU OF EACH OF THE FOLLOWING ISSUES:









	High	Medium	Low	Number of Respondents
A Environment (eg garbage or graffiti)	40% (6)	46% (7)	13% (2)	15
B Parking and Traffic (eg congestion or noise)	86% (13)	13% (2)	0% (0)	15
C Planning Matters	76% (10)	15% (2)	7% (1)	13
D Potholes and Pavements (eg hazards)	50% (7)	50% (7)	0% (0)	14
E Safety and Security (eg neighbourhood watch)	50% (7)	42% (6)	7% (1)	14
F School Buses	86% (13)	13% (2)	0% (0)	15
G Social	8% (1)	75% (9)	16% (2)	12
H Other (please specify)	16% (1)	66% (4)	16% (1)	6
	Number of Respondents			15
	Number of respondents who skipped this question			0

YOUR "OTHER" ISSUE:

	Number of Respondents	5
	Number of respondents who skipped this question	10

2. TO GIVE US SOME IDEA OF THEIR RELATIVE IMPORTANCE TO YOU PLEASE ASSIGN THE NUMBERS IN ORDER OF PRIORITY 1 (HIGHEST) TO 8 (LOWEST) TO EACH OF THE FOLLOWING ISSUES. PLEASE USE EACH NUMBER ONCE. NB. THE ORDER OF THE ISSUES HAS BEEN RANDOMISED.

	1	2	3	4	5	6	7	8	Number of Respondents
A Environment	18% (3)	12% (2)	37% (6)	6% (1)	6% (1)	18% (3)	0% (0)	0% (0)	14
B Parking and Traffic	60% (9)	6% (1)	20% (3)	0% (0)	0% (0)	0% (0)	6% (1)	6% (1)	15
C Planning Matters	21% (3)	21% (3)	21% (3)	14% (2)	14% (2)	7% (1)	0% (0)	0% (0)	13
D Potholes and Pavements	20% (3)	6% (1)	33% (5)	13% (2)	0% (0)	13% (2)	6% (1)	6% (1)	15
E Safety and Security	16% (2)	25% (3)	0% (0)	8% (1)	8% (1)	25% (3)	8% (1)	8% (1)	12
F School Buses	33% (5)	33% (5)	13% (2)	0% (0)	0% (0)	6% (1)	6% (1)	6% (1)	15
G Social	0% (0)	14% (2)	7% (1)	28% (4)	14% (2)	0% (0)	35% (5)	0% (0)	14
H Other (as in Q1)	0% (0)	0% (0)	12% (1)	37% (3)	12% (1)	0% (0)	0% (0)	37% (3)	8
	Number of Respondents								15
	Number of respondents who skipped this question								0



3. PLEASE INDICATE WHICH, IF ANY, ISSUE RELATED WORKING PARTIES YOU MIGHT LIKE TO HELP WITH:		% OF RESPONDENTS	NUMBER OF RESPONDENTS
A		15.79%	3
B		15.79%	3
C		5.26%	1
D		10.53%	2
E		10.53%	2
F		15.79%	3
G		10.53%	2
H		15.79%	3
		Number of respondents	5
		Number of respondents who skipped this question	10

ONCE WE GET UP AND RUNNING YOU SHOULD BE ABLE TO REPORT ANY NEW ISSUES VIA YOUR STREET REP OR THE APRA WEBSITE. IN THE MEANTIME, PLEASE ADD YOUR NAME AND CONTACT DETAILS, ESPECIALLY IF YOU HAVE MENTIONED AN "OTHER" ISSUE OR WOULD LIKE TO HELP WITH ANY WORKING PARTY.
 NAME:

	Number of Respondents	15
	Number of respondents who skipped this question	0

CONTACT DETAILS (ADDRESS, PLUS EMAIL AND PHONE NUMBER AS APPROPRIATE):

	Number of Respondents	15
	Number of respondents who skipped this question	0

4. THE POLL RESULTS WILL BE AGGREGATED AND REPORTED BACK TO MEMBERS AT THE INAUGURAL GENERAL MEETING. IN ORDER FOR US TO ORGANISE THE IGM PROPERLY, EG REFRESHMENTS, IT WOULD BE VERY HELPFUL TO KNOW IF YOU PLAN TO BE ATTEND SPICER STREET CHURCH AT 8PM ON TUESDAY 12 NOVEMBER (DOOR OPEN AND REFRESHMENTS AVAILABLE FROM 7.30PM), SO PLEASE INDICATE ACCORDINGLY:		% OF RESPONDENTS	NUMBER OF RESPONDENTS
Yes		66.67%	10
No		33.33%	5
Number of respondents			15
Number of respondents who skipped this question			0